



## VEGO BRS 03



### Description

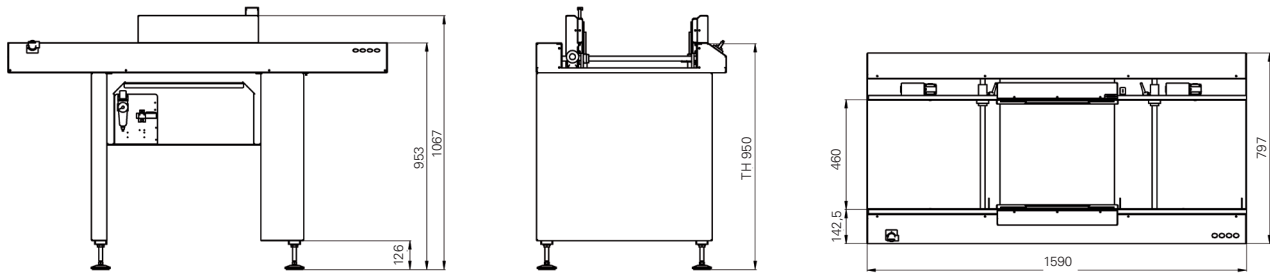
The Rework Station is mostly placed after an Automatic Optical Inspection System (AOI). It is equipped with three single-lane segments with a length of 530 mm each. The segments consist of two rails with separately driven transport belts. After receiving signals from the AOI "bad" PCBs are lifted on the middle segment for rework. In the meantime "good" PCBs can be transported freely below the lifted bad PCB. The "good/bad" sorting can be deactivated at any time by a selector switch.

### Features

- \_ Anti-static conveyor belts
- \_ SMEMA Interface
- \_ Start / Stop push button
- \_ Switch for good/bad division
- \_ Confirm button

### Options

- \_ Adjustable handover speed
- \_ Electrical width adjustment
- \_ Transport height 850 mm  $\pm$  50 mm
- \_ Hinged dust cover 530 mm
- \_ Hinged dust cover 530 mm, with Interlock
- \_ Rail extension
- \_ Stopper cylinder
- \_ Scanner mounting bracket
- \_ Foot rest
- \_ Scalloped work table
- \_ Illumination unit
- \_ Additional confirm-button „bad PCB“
- Signal lamp and horn



## VEGO BRS 03

### Machine Configuration

Transport height	950 mm ± 50 mm
Max. transport width	460 mm
Interface	SMEMA
Transfer direction	from left to right
Operating side	Front of the machine
Fixed rail	Front of the machine

### Panel Dimensions

Panel length	70 to 460 mm
Panel width	70 to 460 mm
Panel thickness	0.8 to 4.5 mm
Component clearance	± 40 mm
Panel weight	to 3 kg
Support edge	6 mm

### Installation Requirements

Power supply	230 V / 115 V, 50 / 60 Hz, ± 10%
Power supply system	L1 + N + PE
Power consumption	0,15 kW

### Machine Description

Length x Width x Height	1590 x 797 x 953 mm
Netto weight	110 kg
Noise Level	< 75 dB

### Upgrades

Control panel T70  
 Control function 0/99 <sup>a)</sup>  
 Automatic width adjustment <sup>a)</sup>  
 Machine networking via IC Net  
 Additional interface protocol

a) only with control panel T70